

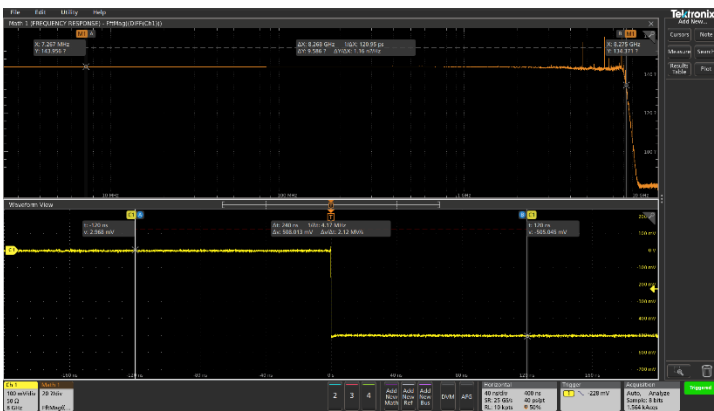
Adding TDR Capability to Tek Oscilloscopes

Low cost, portable, oscilloscope gets high speed TDR/TDT

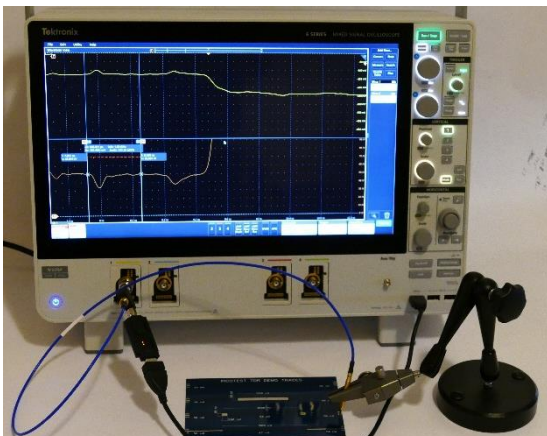
The Picotest J2151A PerfectPulse® Fast Edge Signal Generator turns your Tektronix oscilloscope into a portable 10.5GHz TDR instrument allowing you to measure PCBs, cables, interconnect impedance, and dielectric constants with high fidelity.

A TDR/TDT is generally a large, expensive instrument that includes a high-speed edge pulse and a sampling oscilloscope. TDR (Time Domain Reflectometry) is used to measure PCB coupons and to scan for bad connectors and cables. TDT (Time Domain Transmission) is used to measure crosstalk, rise time degradation, insertion loss, dielectric loss, skin effect, and characterize lossy transmission line parameters. The NIST certified J2151A with Tektronix oscilloscopes can be used to make these measurements with excellent accuracy and portability.

<https://www.picotest.com/measurements/MeasuringPCB.html>
https://www.picotest.com/products_J2151A.html




Beatty trace impedance measurement example



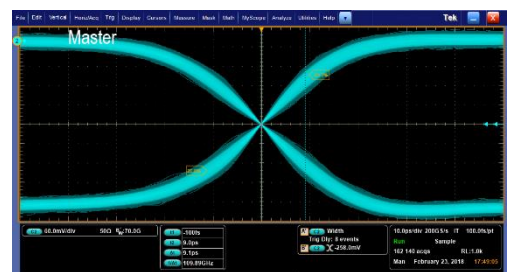
Test setup using the J2151A PerfectPulse TDR with the Tektronix Scope



Picotest J2151A PerfectPulse® pocket TDR



The J2151A come with a sample test board that includes a 50 Ω trace, a “Beatty standard” trace, 50 Ω trace with markers 3” apart to measure dielectric constants and a shallow impedance step (50 Ω to ~52.5 Ω).



Rise/Fall Time of the J2151A – 32ps

To learn how this solution can address your specific needs please contact Picotest:

877-914-7426

info@picotest.com

www.picotest.com

© Picotest, 2019 www.picotest.com

